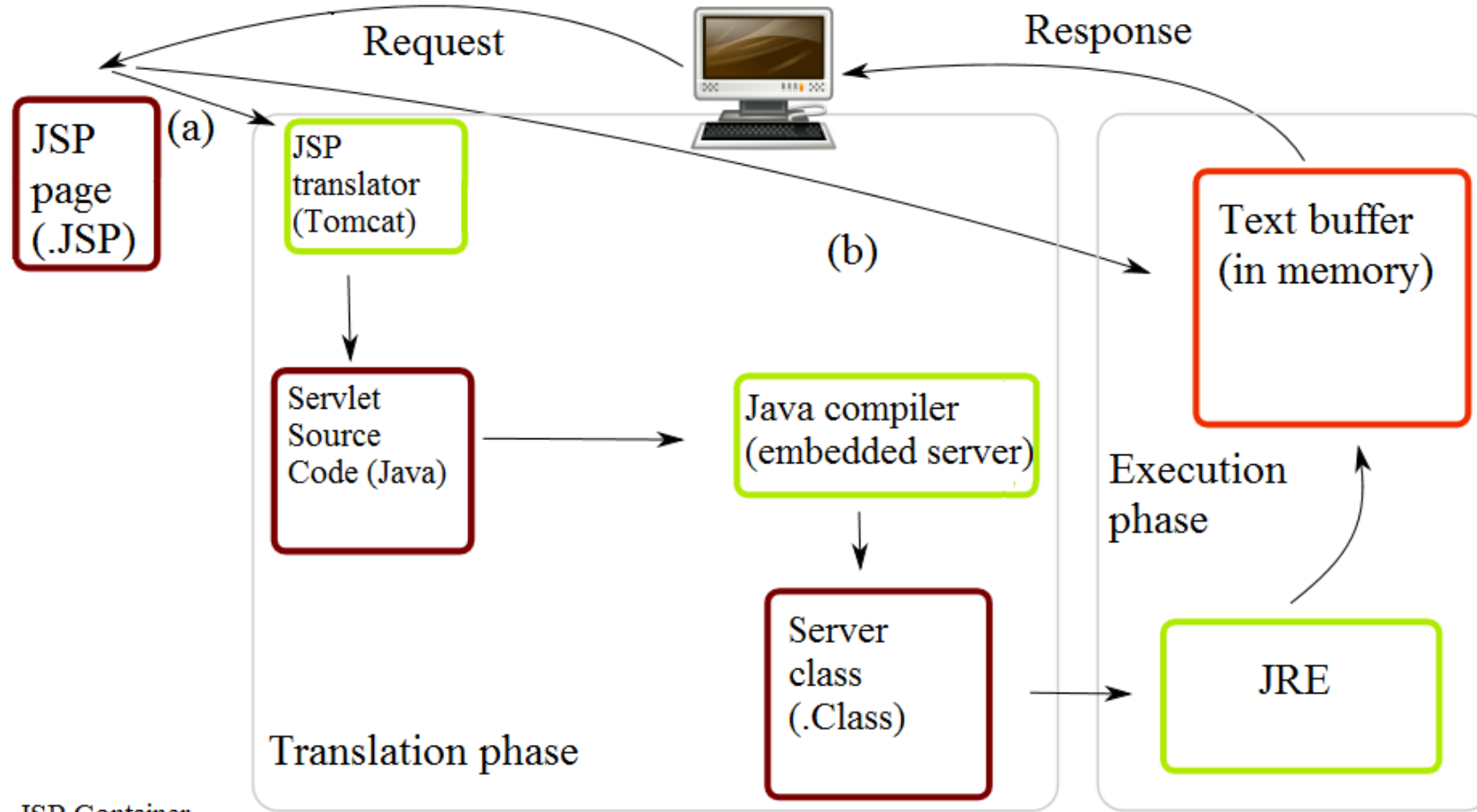


JSP/Servlet Life

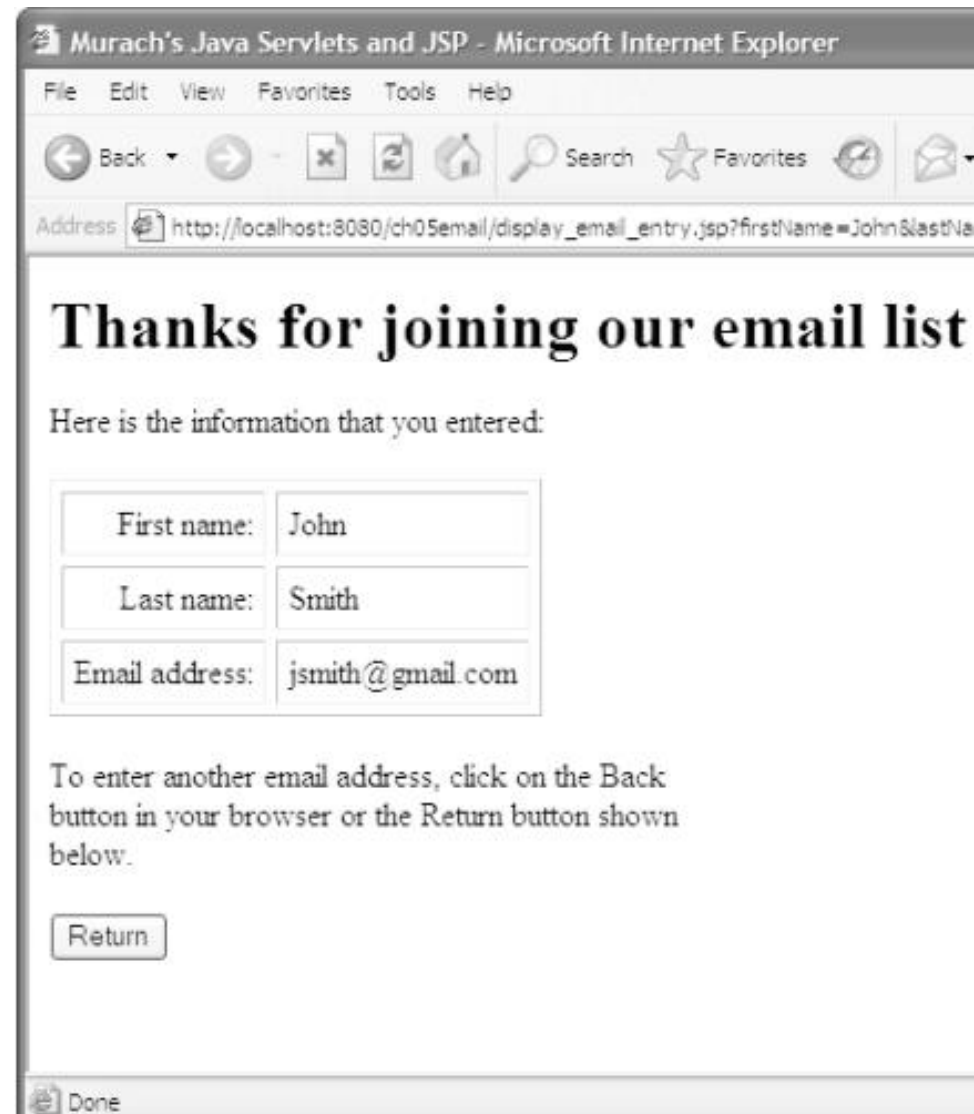
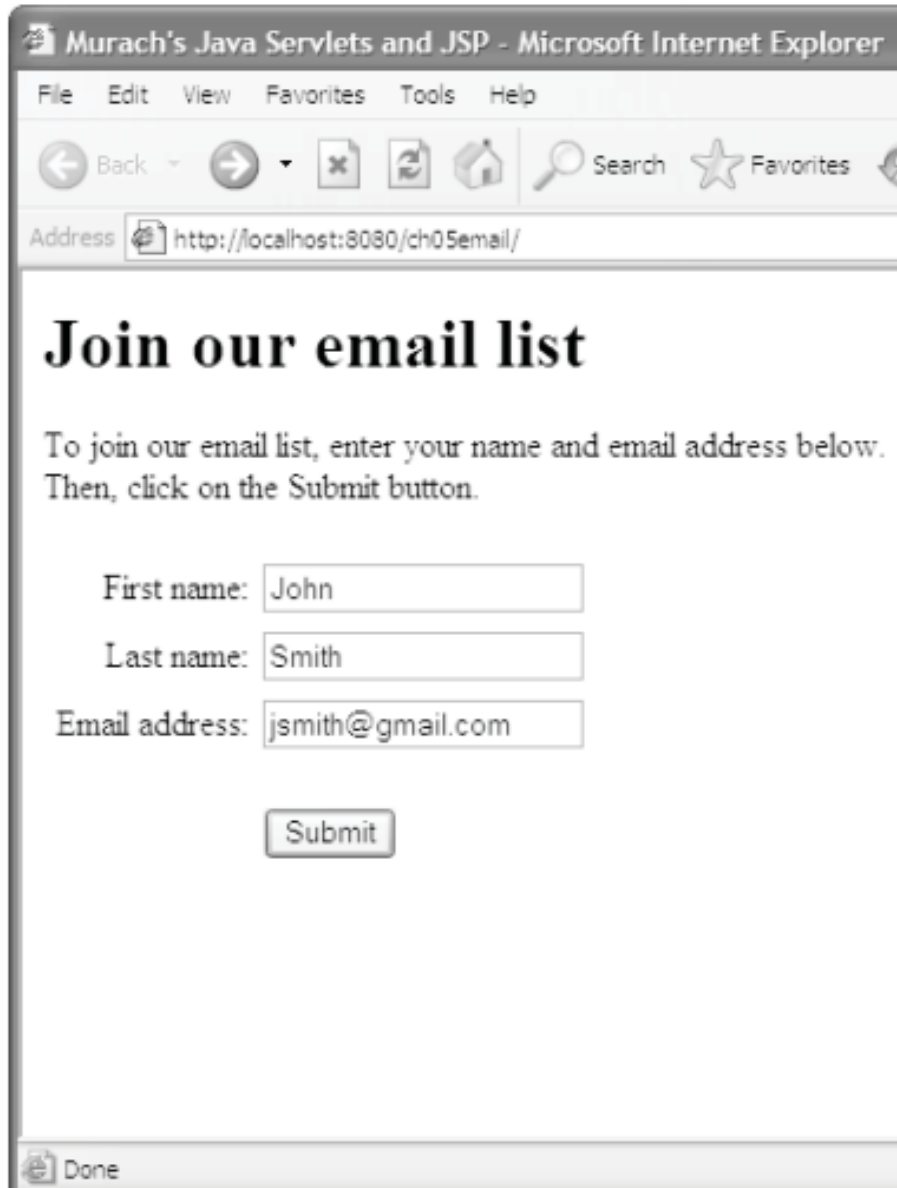


JSP Container

(a) Translation occurs at this point, if JSP has been changed or is new.

(b) If not, translation is skipped.

Email List Application



HTML Code

```
<html>
  <head>
    <title> Email List application</title>
  </head>
  <body>
    <h1>Join our email list</h1>
    <p>To join our email list, enter your name and
    email address below. <br>
    Then, click on the Submit button.</p>

    <form action="show_email_entry.jsp" method="get">
      <table cellspacing="5" border="0">
        <tr>
          <td align="right">First name:</td>
          <td><input type="text" name="firstName"></td>
        </tr>
        <tr>
          <td align="right">Last name:</td>
          <td><input type="text" name="lastName"></td>
        </tr>
        <tr>
          <td align="right">Email address:</td>
          <td><input type="text" name="emailAddress"></td>
        </tr>
        <tr>
          <td></td>
          <td><br><input type="submit" value="Submit"></td>
        </tr>
      </table>
    </form>
  </body>
</html>
```

JSP Code

```
<html>
  <head>
    <title>Email List application</title>
  </head>
  <body>
    <%
      String firstName = request.getParameter("firstName");
      String lastName = request.getParameter("lastName");
      String emailAddress = request.getParameter("emailAddress");
    %>
    <h1>Thanks for joining our email list</h1>
    <p>Here is the information that you entered:</p>

    <table cellspacing="5" cellpadding="5" border="1">
      <tr>
        <td align="right">First name:</td>
        <td><%= firstName %></td>
      </tr>
      <tr>
        <td align="right">Last name:</td>
        <td><%= lastName %></td>
      </tr>
      <tr>
        <td align="right">Email address:</td>
        <td><%= emailAddress %></td>
      </tr>
    </table>

    <p>To enter another email address, click on the Back <br>
    button in your browser or the Return button shown <br>
    below.</p>

    <form action="index.htm" method="post">
      <input type="submit" value="Return">
    </form>
  </body>
</html>
```

JSP
Scriptlet

JSP
Expressions

Remember..Scriptlets vs. Expressions

- JSP Scriptlet
 - Code block (;'s)
 - `<% %>`
- JSP Expression
 - Evaluates to a value
 - Basic type → cast to String
 - Object → call toString()
 - `<%= %>`

How to transit automatically from page to another page

- Using of RequestDispatcher
- Using of Redirection of response